



Kentucky High School Athletic Association

2280 Executive Drive ° Lexington, KY 40505 ° www.khsaa.org ° (859)299-5472 (859)293-5999 (fax)

To: Superintendent, Principal, and Athletic Director

From: Brigid L. DeVries, Commissioner
Larry Boucher, Assistant Commissioner *LB*


Date: August 13, 2003

Subject: 2002-2003 Annual Report Forms Submission

School: Hancock County High School

Enclosed please find a copy of Form T-65, The 2002-2003 Annual Report Forms Checklist. In addition, you may find an attachment with corrected copies of the forms submitted by your school personnel. Please review this information so the forms can be completed accurately in the future. Also, KHSAA Audit Staff may have requested a re-submission of some of the 2002-2003 Annual Report Forms or need additional information on your athletic programs. Please submit this information by the date requested if this is applicable. Copies and all KHSAA Title IX documents must be kept current and included in your permanent Title IX File at the school. All documents are subject to Open Records Requests.

Should you need any further information, please do not hesitate to call anytime.



MEMORANDUM

TO: KHSAA Member School Superintendents, Principals, and Athletic Directors

FROM: Brigid L. DeVries, Commissioner
Larry Boucher, Executive Assistant Commissioner *LJB*

DATE: June 24, 2003

RE: 2003 Title IX Forms Submission

School	Hancock County High School	Reviewed by	Phyllis Catlett
--------	----------------------------	-------------	-----------------


The following is a status report regarding the required 2002 - 2003 Title IX submission of forms due in to the KHSAA office by April 15, 2003. Appropriate audit personnel have reviewed these forms and the following is a summary of this review.

I. Checklist of Forms properly submitted in a satisfactory manner:

✓	GE 19 (Annual Verification)	✓	T-35 (Budget Expenses)
✓	T-1 (Summary Program Chart 1)	✓	T-36 (Budget Expenses)
✓	T-2 (Summary Program Chart 2)	✓	T-41 (Checklist - Overall Interscholastic Program)
✓	T-3 (Summary Program Chart 3)	✓	T-60 (Corrective Action Plan)
✓	T-4 (Summary Program Chart 4)	✓	T-63 (Interscholastic Survey Results)

II. Status

A.	✓	2002 - 2003 Forms are satisfactory and no further information or action is necessary at this time.
B.		Errors have been noted with respect to the following forms and corrected copies are being returned to you for placement in your Title IX file to ensure proper submission in the future.
C.		The following forms were omitted and must be submitted by school representatives.
D.	✓	Other Recommendation and Comments: <ul style="list-style-type: none"> • Congratulations on the number of students you have on the Gender Equity Review Committee. • The survey shows an interest in swimming. Excellent response from students on the survey. • School personnel did not explain why there were no expenditures for travel and awards for any sport.



MEMORANDUM

To: KHSAA Member School Superintendents, Principals, and Athletic Directors

From: Brigid L. DeVries, Commissioner
Larry Boucher, Assistant Commissioner

Date: JUNE 24, 2003

Re: 2003 Title IX Forms Submission

School	<u>HANCOCK Co. High</u>	Reviewed by	<u>PHYLLIS CATLETT</u>
--------	-------------------------	-------------	------------------------

The following is a status report regarding the required 2002-2003 Title IX submission of forms which were due in to the KHSAA office by April 15, 2003. Appropriate audit personnel have reviewed these forms and the following is a summary of this review.

I. Checklist of Forms properly submitted in a satisfactory manner:

<input checked="" type="checkbox"/>	GE 19 (Annual Verification)	<input checked="" type="checkbox"/>	T-35 (Budget Expenses)
<input checked="" type="checkbox"/>	T-1 (Summary Program Chart 1)	<input checked="" type="checkbox"/>	T-36 (Budget Expenses)
<input checked="" type="checkbox"/>	T-2 (Summary Program Chart 2)	<input checked="" type="checkbox"/>	T-41 (Checklist - Overall Interscholastic Program)
<input checked="" type="checkbox"/>	T-3 (Summary Program Chart 3)	<input checked="" type="checkbox"/>	T-60 (Corrective Action Plan)
<input checked="" type="checkbox"/>	T-4 (Summary Program Chart 4)	<input checked="" type="checkbox"/>	T-63 (Interscholastic Survey Results)

II. Status

A.	<input checked="" type="checkbox"/>	2002-2003 Forms are satisfactory and no further information or action is necessary at this time.
B.	<input type="checkbox"/>	Errors have been noted with respect to the following forms and corrected copies are being returned to you for placement in your Title IX file to ensure proper submission in the future.
C.	<input type="checkbox"/>	The following forms were omitted and must be submitted by school representatives.
D.	<input type="checkbox"/>	Other Recommendation and Comments: <i>Congratulations on the number of students you have on the Gender Equity Committee. This shows an interest in sponsoring. Excellent responses from students on the survey. The school did not explain why there were no expenditures for travel and awards for any sport.</i>

KHSAA
Form KE19
Rev. 9/02
MAY 17 2003



**2002-2003 KENTUCKY HIGH SCHOOL ATHLETIC ASSOCIATION
ANNUAL VERIFICATION OF TITLE IX PROCEDURES**

(To be submitted by April 15, 2003 along with other required forms)

The Hancock County High School, Lewisport, Kentucky
(Name of High School) (City)

certifies to the Kentucky High School Athletic Association that the following is an accurate and true representation of the facts surrounding compliance with 20 U.S.C. Sections 1681-1688, et. Seq. (also known as Title IX)

I certify the following provisions in accordance with records at the school contained in the permanent Title IX file, and to the best of my knowledge have completed the following tasks. (All boxes must be checked)

Established a gender equity committee at the high school. (list committee personnel and provide attachment if necessary)

Name	Address	Phone	Title
<u>See attached</u>			

Scheduled a minimum of three meetings during the 2002-2003 school year on the following dates:

- Fall - September 11, 2002
- Winter - November 9, 2002
- Spring - February 27, 2003

Designated the following person(s) as the Title IX coordinator for the school/district:

<u>G. Michael Fallin</u>	<u>Asst. Superintendent</u>	<u>83 St. Rt. 271 N., Hawesville, KY 42348</u>	<u>42348</u>
Name	Title	Address	Phone 270-927-6914

School personnel are continuing to make periodic reviews of the boys and girls athletics program reflected in the Corrective Action Plan.

In addition to the above information, the above referenced school maintains a complete permanent file relative to Title IX records including copies of the self-assessment audit, all corrective action plans, and other related materials.

[Signature]
Principal's Signature

3-7 2003
Date

[Signature]
Superintendent Signature

[Signature]
School Board Chairpersons' Signature

(Send original copy to KHSAA - Maintain duplicate in Title IX school folder)

<u>NAME</u>	<u>PHONE #</u>	<u>TITLE</u>
G. Michael Fallin	270-927-6914	Asst. Superintendent
Jerry Wininger	270-927-6853	Softball Coach
Nathan Powers	270-927-6524	Parent
Rachel Powers	270-927-6524	Student ✓
Laura Stephens	270-927-8041	Student ✓
Robert Kerrick	270-927-6953	Principal
H. D. Cowden	270-927-6953	Athletic Director
Timmy Adkins	270-927-8855	Parent
Joe Kreisle	270-927-6047	Parent
Laura Szeffi	270-927-6953	Tennis Coach
Scott Neal	270-927-6953	Cross Country/Track Coach
Judy Dowell	270-927-3949	Parent
Amanda Dowell	270-927-3949	Student ✓
Tori Schneider	270-927-6255	Golf Coach
Terry Griffin	270-927-6938	Parent
Nancy French	270-927-8543	Parent
Dean McCann	270-927-1093	Student ✓
Brock Shoulders	270-927-6953	Football Coach
Chris Pate	270-927-6255	Baseball Coach
Natalie Jackson	270-927-8716	Parent
Laura Jackson	270-927-8716	Student ✓
Brent Mathew	270-927-6953	Girls Basketball Coach
Danny Gray	270-927-6953	Boys Basketball Coach
Randy Gaynor	270-927-6174	Parent

2002-2003
ACCOMMODATION OF INTERESTS AND ABILITIES
SUMMARY PROGRAM CHART 1

Participation Opportunities Test One

SAMPLE FORM

		Column 1	Column 2	Column 3	Column 4
	Program	Enrollment	Percentage of Total Enrollment	Number of Interscholastic Participants (double and triple count)	Percentage of Total Participation
Row 1	GIRLS	429	52.1%	96	36.5%
Row 2	BOYS	394	47.9%	167	63.5%
Row 3	Totals	823	100%	263	100%


Instructions:

*Number of 8th grade students & below used in Column 4 calculations if applicable: _____

- 1) Determine the total number of girls enrolled, (place in Row 1, Column 1). Determine the total number of boys enrolled, (place in Row 2, Column 1).
- 2) Add the total number of girls and boys enrolled to determine total enrollment, (place in Row 3, Column 1).
- 3) Calculate the percentage of total enrollment that is female. (Divide Row 1, Column 1 by row 3, Column 1 and place in Row 1, Column 2.) Calculate the percentage of total enrollment that is male. (Divide Row 2, Column 1 by Row 3, Column 1 and place in Row 2, Column 2.) Note: Row 1, Column 2 plus Row 2, Column 2 should total 100%.
- 4) Ask the head coaches to review the most updated eligibility or squad lists for their teams. Ask coaches to confirm the names of those individuals who are on the team as of the first **date of competition**, and cross out the names of those who were cut from the team or quit the team prior to the first competitive event. Determine the total number of interscholastic athletics participants that are girls, (and place in Row 1, Column 3). In order to determine the total number of athletics participants, an individual should be counted each time he or she participates on a team. For example, if Jane Doe competes on the varsity volleyball team, the junior varsity volleyball team, the junior varsity basketball team, and the varsity softball team, she should be counted as four participants (**do not include club or intramural sports participants, cheerleaders, dance teams or pom squads**). Calculate the same way for boys and girls. * In addition, should 8th grade students and below play on a Freshman, Junior Varsity, or Varsity team, they should also be counted for each team and sport on which they participate. If applicable, please asterisk the above notation as to how many 8th grade students & below are included. Using the same procedure, determine the total number of interscholastic athletic participants that are boys, (and place in Row 2, Column 3. Add Row 1, Column 3 plus Row 2, Column 3 to get total participants and place in Row 3, Column 3).
- 5) Calculate the percentage of female participation. (Row 1, Column 3 divided by Row 3, Column 3 and place in Row 1, Column 4.) Calculate the percentage of male participation. (Row 2, Column 3 divided by Row 3, Column 3 and place in Row 2, Column 4.) Note: Row 1, Column 4 plus Row 2, Column 4 should total 100%.

Note: While being within three percent is not a formal compliance standard; if the percent listed in Row 1, Column 4 is within 3% of Row 1, Column 2, then it provides a good target within which compliance is likely.

Principal's Signature: _____



Date: 3-7-03

2002-2003
ACCOMMODATION OF INTERESTS AND ABILITIES
SUMMARY PROGRAM CHART 1

KHSAA
 Form T1
 Rev. 9/02

Participation Opportunities Test One

		(Column 1)	(Column 2)	(Column 3)	(Column 4)
	Program	Enrollment	Percentage of Total Enrollment	Number of Interscholastic Participants (double and triple count)	Percentage of Total Participation
Row 1	GIRLS	206	49.29	158	49.07
Row 2	BOYS	212	50.71	164	50.93
Row 3	Totals	418	100%	322	100%

Instructions:

*Number of 8th grade students & below used in Column 4 calculations if applicable: 16 Boys 12 Girls

- Determine the total number of girls enrolled, (place in Row 1, Column 1). Determine the total number of boys enrolled, (place in Row 2, Column 1).
- Add the total number of girls and boys enrolled to determine total enrollment, (place in Row 3, Column 1).
- Calculate the percentage of total enrollment that is female. (Divide Row 1, Column 1 by row 3, Column 1 and place in Row 1, Column 2.) Calculate the percentage of total enrollment that is male. (Divide Row 2, Column 1 by Row 3, Column 1 and place in Row 2, Column 2.) Note: Row 1, Column 2 plus Row 2, Column 2 should total 100%.
- Ask the head coaches to review the most updated eligibility or squad lists for their teams. Ask coaches to confirm the names of those individuals who are on the team as of the first **date of competition**, and cross out the names of those who were cut from the team or quit the team prior to the first competitive event. Determine the total number of interscholastic athletics participants that are girls, (and place in Row 1, Column 3). In order to determine the total number of athletics participants, an individual should be counted each time he or she participates on a team. For example, if Jane Doe competes on the varsity volleyball team, the junior varsity volleyball team, the junior varsity basketball team, and the varsity softball team, she should be counted as four participants (**do not include club or intramural sports participants, cheerleaders, dance teams, or pom squads**). Calculate the same way for boys and girls. * In addition, should 8th grade students and below play on a Freshman, Junior Varsity, or Varsity team, they should also be counted for each team and sport on which they participate. If applicable, please asterisk the above notation as to how many 8th grade students & below are included in the totals. Using the same procedure, determine the total number of interscholastic athletic participants that are boys, (and place in Row 2, Column 3). Add Row 1, Column 3 plus Row 2, Column 3 to get total participants and place in Row 3, Column 3.
- Calculate the percentage of female participation. (Row 1, Column 3 divided by Row 3, Column 3 and place in Row 1, Column 4.) Calculate the percentage of male participation. (Row 2, Column 3 divided by Row 3, Column 3 and place in Row 2, Column 4.) Note: Row 1, Column 4 plus Row 2, Column 4 should total 100%.

Note: While being within three percent is not a formal compliance standard; if the percent listed in Row 1, Column 4 is within 3% of Row 1, Column 2, then it provides a good target within which compliance is likely.

Principal's Signature: _____

Date: 3/7/03

**ACCOMMODATION OF INTERESTS AND ABILITIES
SUMMARY PROGRAM CHART 2**

Participation Opportunities Test Two

		Column 1	Column 2	Column 3	Column 4	Column 5	
Program		Number of Teams Currently Offered	Number of Participants	Number of Teams Added in Last Five Years	Number of Participants Added in Last Five Years	Percent of Total Participation By Sex Added in Last 5 Years	
GIRLS	Row 1	varsity:	7	90	1	20	
	Row 2	j.v.:	6	53	1	12	
	Row 3	frosh:	3	15	2	15	
	Row 4	total:	16	158	4	47	29.74
BOYS	Row 5	varsity:	7	98	0	0	
	Row 6	j.v.:	6	48	0	0	
	Row 7	frosh:	2	18	0	0	
	Row 8	total:	15	164	0	0	0

- For Column 1, list the number of interscholastic teams offered for girls and boys at each competitive level (varsity, junior varsity, and freshman). For girls, total each of the entries in Rows 1, 2, and 3 into Row 4. For boys, total Rows 5, 6, and 7 into Row 8.
- For Column 2, list the number of participants at each level. For girls, total each of the entries in Rows 1, 2, and 3 into Row 4. For boys, total Rows 5, 6, and 7 into Row 8. **Note:** The totals in Row 4 for girls and in Row 8 for boys must be the same as the totals in Form T-1, Column 3, Rows 1 and 2 respectively.
- For Column 3, list the number of interscholastic teams that have been added in the last five years at each competitive level. Count each team added during the 5 year period only one time. e.g. Girl's junior varsity soccer was added 3 years ago, count the team only once, not 3 times. For girls, total the entries in Rows 1, 2, and 3 into Row 4. For boys, total Rows 5, 6, and 7 into Row 8.
- For Column 4, list the number of participants that are currently on each level of the teams that were added in the last five years. If a team was added previously but no longer exists, there are no current participants to be added for that team. For girls, total the entries in Rows 1, 2, and 3 into Row 4. For boys, total Rows 5, 6, and 7 into Row 8.
- For Column 5, calculate the percentage of participants that have been added in the last five years. For girls, take the number in Column 4, Row 4 and divide by the number in Column 2, Row 4. For boys, take the number in Column 4, Row 8 and divide it by the number in Column 2, Row 8.

Note: If the percentage of current participants added in the last five years is 25% or greater, compliance with test two may be possible. If less than 25%, then compliance with test three should be analyzed. **CAUTION:** 25% is not a formal compliance standard.

Principal's Signature: _____



Date: 3.7.03


2002-2003
ACCOMMODATION OF INTERESTS AND ABILITIES
SUMMARY PROGRAM CHART 3

KHSAA
 Form T3
 Rev. 9/02

Participation Opportunities Test Three

For any question answered "YES" identify the respective sport(s).

	GIRLS (Yes / No)		BOYS (Yes / No)
1. For a sport not currently played at the interscholastic level (varsity, junior varsity, or freshman) in your school, is there an intramural team offered for that sport?	NO		NO
2. For a sport <u>not</u> currently offered in your interscholastic athletics program, is there sufficient interest to form a viable interscholastic team based on participation on an intramural team or community recreation teams?	NO		NO
3. For a sport <u>not</u> currently offered, is there sufficient interest to form a viable interscholastic team based on student responses from the interscholastic survey?	YES		YES
4. For a sport currently offered at the varsity level only, is there sufficient interest to form a viable team for a junior varsity, or freshman team that is not currently offered?	NO		NO
5. For a sport currently offered at the junior varsity or freshman level is there sufficient interest to form a varsity team not currently offered?	NO		NO
6. If you answered YES to question (1), (2), (3), (4), or (5), are there enough high schools in your geographic area offering the sport (at the appropriate level) to allow for the development of a reasonable schedule of competition?	YES		YES


Principal's Signature:  Date: 3-7-03

2002-2003
ACCOMODATION OF INTERESTS AND ABILITIES+
SUMMARY PROGRAM CHART 4

Levels of Competition Test One

		Column 1	Column 2	Column 3
Girls	Team Levels	Number of Teams Currently Offered	Number of Participants	Percentage of Participants at Each Level
Row 1	varsity:	7	90	.569
Row 2	j.v.:	6	53	.335
Row 3	frosh:	3	15	.094
Row 4	total:		158	100%
Boys				
Row 5	varsity:	7	98	.597
Row 6	j.v.:	6	48	.292
Row 7	frosh:	2	18	.109
Row 8	total:		164	100%


- 1) Column 1, list the number of interscholastic teams offered for girls and boys at each competitive level; varsity, junior varsity, and freshman. (Refer to Form T-2, Accommodation of Interests and Abilities, Summary Program Chart 2, Column 1.)
- 2) For Column 2, list the number of participants at each level. For girls, total the entries in Rows 1, 2, and 3 into Row 4. For boys, total the entries in Rows 5, 6, and 7 into Row 8. (Refer to Form T-2, Accommodation of Interests and Abilities, Summary Program Chart 2, Column 2.)
- 3) For Column 3, calculate the percentage of female and male participants at each level.
For girls' varsity, junior varsity, and frosh, respectively:
 - Divide Column 2, Row 1 by Column 2, Row 4, and place the percentage in Column 3, Row 1.
 - Divide Column 2, Row 2 by Column 2, Row 4, and place the percentage in Column 3, Row 2.
 - Divide Column 2, Row 3 by Column 2, Row 4, and place the percentage in Column 3, Row 3.
 -
 For boys' varsity, junior varsity, and frosh, respectively:
 - Divide Column 2, Row 5 by Column 2, Row 8, and place the percentage in Column 3, Row 5.
 - Divide Column 2, Row 6 by Column 2, Row 8, and place the percentage in Column 3, Row 6.
 - Divide Column 2, Row 7 by Column 2, Row 8, and place the percentage in Column 3, Row 7.

Principal's Signature:  Date: 3.7.03

**2002-2003
BUDGETED AND ACTUAL EXPENDITURES - PROGRAM COMPARISON CHART
TO INCLUDE BOOSTER CLUB FUNDING**

	equipment and supplies		travel		awards		coaches' salaries (to include supplemental and extended employment)		facilities improvements		publications (if sport-specific)	
	B	E	B	E	B	E	B	E	B	E	B	E
G basketball	4963	9324					10700	10700				
B basketball	4949	7949					10700	10700				
G softball	3569	5569					4000	4000				
B baseball	4250	4250					4000	4000				
G cross country	1055	5448					1150	1150				
B cross country	1055	5448					1150	1150				
G golf	1000	1058					875	875				
B golf	1000	1058					875	875				
G soccer												
B soccer												
G swimming												
B swimming												

1. Budget and expenditures on this 2002-2003 year report due by April 15, 2003, should reflect the total monies budgeted and spent for the entire year of 2001-2002 ending June 30, 2002.
2. "B" is for budgeted dollar amounts and "E" is for actual dollar expenditures.
3. Booster Club Funding/Contributions must be included in the expenditures total.

Principal's Signature:  Date: 3.7.03

2002-2003
BUDGETED AND ACTUAL EXPENDITURES - PROGRAM COMPARISON CHART 2
TO INCLUDE BOOSTER CLUB FUNDING

Teams	equipment and supplies		travel		awards		coaches' salaries (to include supplemental and extended employment)		facilities improvements		publications (if sport-specific)	
	B	E	B	E	B	E	B	E	B	E	B	E
G track	1032	1680					1250	1250	45000	45000		
B track	1032	1680					1250	1250	45000	45000		
G tennis	345	345					775	775				
B tennis	345	345					775	775				
G volleyball	2140	2063					2500	2500				
B wrestling												
G (list sport)												
B (football)	10853	19820					10700	10700				
G (list sport)												
B (list sport)												

- Budget and expenditures on this 2002-2003 year report due by April 15, 2003, should reflect the total monies budgeted and spent for the entire year of 2001-2002 ending June 30, 2002.
- "B" is for budgeted dollar amounts and "E" is for actual dollar expenditures.
- Booster Club Funding/Contributions must be included in the expenditures total.




Principal's Signature: _____ Date: 3.7.03

2002-2003 KHSAA TITLE IX ATHLETICS AUDIT

KHSAA
Form T41
Rev. 9/02

Checklist - Overall Interscholastic Athletics Program

Areas of Compliance	ADVANTAGE TO		
	(Respond based on Internal Evaluation by checking the appropriate column.)		
OPPORTUNITIES	GIRLS' PROGRAM	BOYS' PROGRAM	NEITHER PROGRAM
Accommodation of Interest and Abilities			
BENEFITS	GIRLS' PROGRAM	BOYS' PROGRAM	NEITHER PROGRAM
Equipment and Supplies			✓
Scheduling of Games and Practice Time			✓
Travel and Per Diem Allowances			✓
Coaching			✓
Locker Rooms, Practice and Competitive Facilities			✓
Medical and Training Facilities and Services			✓
Publicity			✓
Support Services			✓
Athletic Scholarships			✓
Tutoring			✓
Housing and Dining Facilities and Services			✓
Recruitment of Student Athletes			✓

Principal's Signature:  Date: 3-7-03

2002-2003 INTERSCHOLASTIC ATHLETICS STUDENT SURVEY

KHSAA
Form T61
Rev. 9/02

1. Is the School District offering the interscholastic sport(s) you want to play?
170 Yes
66 No, I want to play _____
50 I am not interested in athletics

2. During the **fall season**, which interscholastic sport would you like to play?
60 Football
58 Girls' Volleyball
11 Boys' Volleyball
11 Boys' Cross-Country
5 Girls' Cross-Country
7 Girls' Field Hockey
11 Boys' Golf
6 Girls' Golf
19 Boys' Soccer
30 Girls' Soccer
108 I would not participate

3. During the **winter season**, which interscholastic sport would you like to play?
43 Boys' Basketball
25 Girls' Basketball
16 Boys' Swimming & Diving
52 Girls' Swimming & Diving
30 Boys' Wrestling
39 Girls' Gymnastics
22 Boys' and Girls' Indoor Track
99 I would not participate

4. During the **spring season**, which interscholastic sport would you like to play?
27 Boys' Track
26 Girls' Track
28 Girls' Tennis
17 Boys' Tennis
17 Girls' Slow Pitch Softball
41 Girls' Fast Pitch Softball
40 Boys' Baseball
46 I would not participate

5. Do you participate in intramural sports? If you do, which sports(s)?
 _____ Yes NO Intramurals
 _____ No

6. Which intramural sports, if any, would you like to see added?
Marital Arts, Swim, Wrestling, Soccer, Paintball, Gymnastics, Flag Football

7. Do you participate in non-school sport activities? If you do, which sport(s)?
88 Yes Church Softball, Basketball, fishing, hunting
176 No

8. Are you currently participating in interscholastic athletics during any season?
129 Yes
138 No Why don't you participate in interscholastic athletics?
15 I prefer other activities such as band, chorus, etc.
23 I don't have time
5 The practice schedules and game times are inconvenient
24 The sport I like isn't offered
8 It's too expensive
2 I prefer to participate in club or intramural sports
24 Working
23 Other
Transportation, no interest, injured

9. Do you have any suggestions to encourage participation?
Larger variety of sports; have Martial Arts, Girls football; Include cheerleading as a sport; Start a dance team.

10. Please list OTHER SPORTS you are interested in participating in and the sports season.

<u>Sport</u>	<u>Season</u>
<u>Lacrosse</u>	<u>Fall</u>
<u>Boxing</u>	<u>winter</u>
<u>Wrestling</u>	<u>winter</u>
<u>Shooting sports</u>	<u>Spring</u>
<u>Bowling</u>	<u>Anytime</u>
<u>Field Hockey</u>	<u>Fall</u>
<u>Badminton</u>	<u>Spring</u>
<u>Archery</u>	<u>Fall</u>
<u>Soccer</u>	<u>Fall</u>
<u>Swim team</u>	<u>winter</u>

Optional
 Name: _____
 Age: _____
 Male: _____ Female _____

2002-2003 INTERSCHOLASTIC ATHLETICS SURVEY

Summary of Student Responses

School Name: Hancock Co. High
 School Enrollment: 418
 Date: 3-5-03
 Completed By: H.D. Cowden, A.D.

Instructions:

1. Summarize the Student Athletics Interest Surveys Form T-61 by listing the total number of responses on the line next to each sport.
2. Under the Other Category please provide a listing of the sports as well as the number of students who are interested in participating.
3. Please sign and date the Summary Form (T-63) and mail the Summary Form only to the KHSAA by April 15, 2003. Do not mail the student surveys (Form T-61). However, these Forms should be maintained in your files in the event they are requested subsequently.

303 Number of Surveys
286 Total Returned *9/10/03*
9-11 Grades Surveyed

How Was The Survey Administered? During Acts Class (25 minutes)
 (e.g. was it given in all English classes, or all home rooms, or advisee/advisor?)

Fall Sports (List Total Number of Participation Responses)

5 Cross Country (Girls)
11 Cross Country (Boys)
7 Field Hockey (Girls)
60 Football (Boys)
6 Golf (Girls)
11 Golf (Boys)
30 Soccer (Girls) ✓
19 Soccer (Boys)
58 Volleyball (Girls)
11 Volleyball (Boys)

Winter Sport (List Total Number of Participation Responses)

25 Basketball (Girls)
43 Basketball (Boys)
39 Gymnastics (Girls)
11 Indoor Track (Girls)
11 Indoor Track (Boys)
52 Swimming & Diving (Girls) ✓
16 Swimming & Diving (Boys) ✓
30 Wrestling (Boys)

Spring Sport (List Total Number of Participation Responses)

<u>40</u>	Baseball (Boys)
<u>41</u>	Fast Pitch Softball (Girls)
<u>17</u>	Slow Pitch Softball (Girls)
<u>28</u>	Tennis (Girls)
<u>17</u>	Tennis (Boys)
<u>26</u>	Track (Girls)
<u>27</u>	Track (Boys)

Other Sports (From Student Survey T-61 Question 10)

Name of Sport	Number of Students Interested In Participating
<u>Lacrosse</u>	<u>6</u>
<u>Boxing</u>	<u>8</u>
<u>Wrestling</u>	<u>30</u>
<u>Shooting Sports</u>	<u>6</u>
<u>Bowling</u>	<u>14</u>
<u>Field Hockey</u>	<u>7</u>
<u>Badminton</u>	<u>4</u>
<u>Archery</u>	<u>6</u>
<u>Soccer</u>	<u>49</u>

Number of Students who participate in Intramural Sports.
(From Student Survey T-61 Question 5)

<u>Sport</u>	<u>Number</u>
<u>NA</u>	

List Intramural Sports students are interested in adding:
(From Student Survey T-61 Question 6)

<u>Sport</u>	<u>Number</u>
<u>Martial Arts</u>	<u>7</u>
<u>Swimming</u>	<u>8</u>
<u>Soccer</u>	<u>8</u>
<u>Paintball</u>	<u>5</u>
<u>Flag Football</u>	<u>11</u>
<u>Girls Wrestling</u>	<u>2</u>

Participation in Non-School Sports Activities
(From Student Survey T-61 Question 7)


<u>Sport</u>	<u>Number</u>
Church Softball	15
Baseball	8
Bowling	6
Fishing	1
Hunting	1
Horse Events	3

Reasons for not participating in interscholastic athletics.
(From Survey Question 8)

<u>Response</u>	<u>Number</u>
15 I prefer other activities such as band, chorus, etc.	
23 I don't have time	
5 The practice schedules and game times are inconvenient	
24 The sport I like isn't offered	
8 It's too expensive	
2 I prefer to participate in club or intramural sports	
24 Working	
23 Other	

Student Suggestions to encourage participation

Larger variety of sports; have Martial Arts; Girls Football
 Include cheerleading as a sport; start a dance team,
 Make it less expensive; offer more sports


 Principal's Signature

3-7-03

Date

School Name: Hawcock Co. High
 School Year: 2002-03
 Principal's Signature: [Signature]
 Date: 3-13-03

**2002-2003
TITLE IX
CORRECTIVE ACTION PLAN**

To complete this form, indicate the intended area which needs corrective action, the suggested change and time table for implementation. You may copy this form as needed. Please attach corrective action plans along with audit forms and submit by April 15, 2003.

ITEM FOR CORRECTION	SUGGESTED CHANGE	TIME TABLE FOR CORRECTIVE ACTION
Recruitment of more participants on the JV, Freshman level	Recruit more of the younger kids	2003-2004

* An explanation (status report) is needed for all areas identified previously as items for correction as well as all areas currently identified as items for correction. This form shall be typed.

Principal's Signature: [Signature] Date: 3-13-03